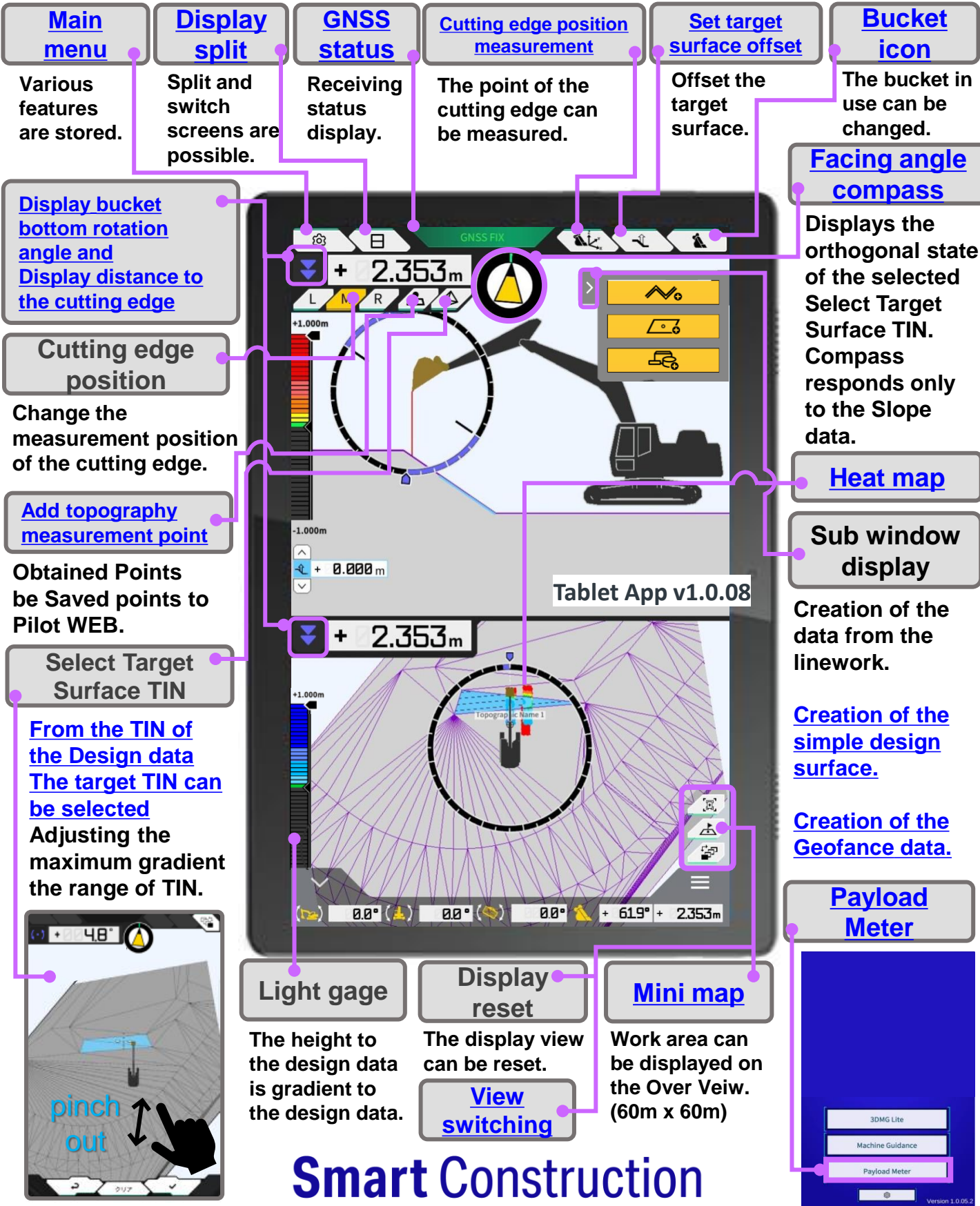


3D Machine Guidance Simplified chart

2024. July 1 Ver1.3

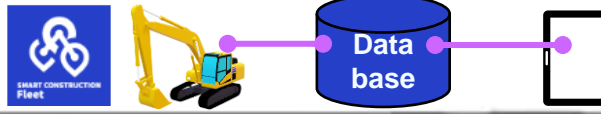


Smart Construction

3D Machine Guidance Simplified chart

2024. July 1 Ver1.3

SMART CONSTRUCTION Fleet can display and select a list of trucks by connecting "Machine Registration" and "Payload meter".



Truck list

Indication of maximum loading capacity of trucks.

Selected truck

The currently selected truck is displayed.

Load gauge

Loading volume is indicated by a gauge.

Load volume

Numerical display of loading volume.

Remaining Weight loadable

Displays remaining loadable capacity.

Main menu

Calibration settings and You can set connecting to with Fleet.

Calibration settings are required to use payloads.

Loading history

Loading history is displayed. It also deletes the history by clicking "history delete" loading.

Digging gauge

Loading volume is indicated by a gauge.

Digging volume

Numerical display of digging volume.

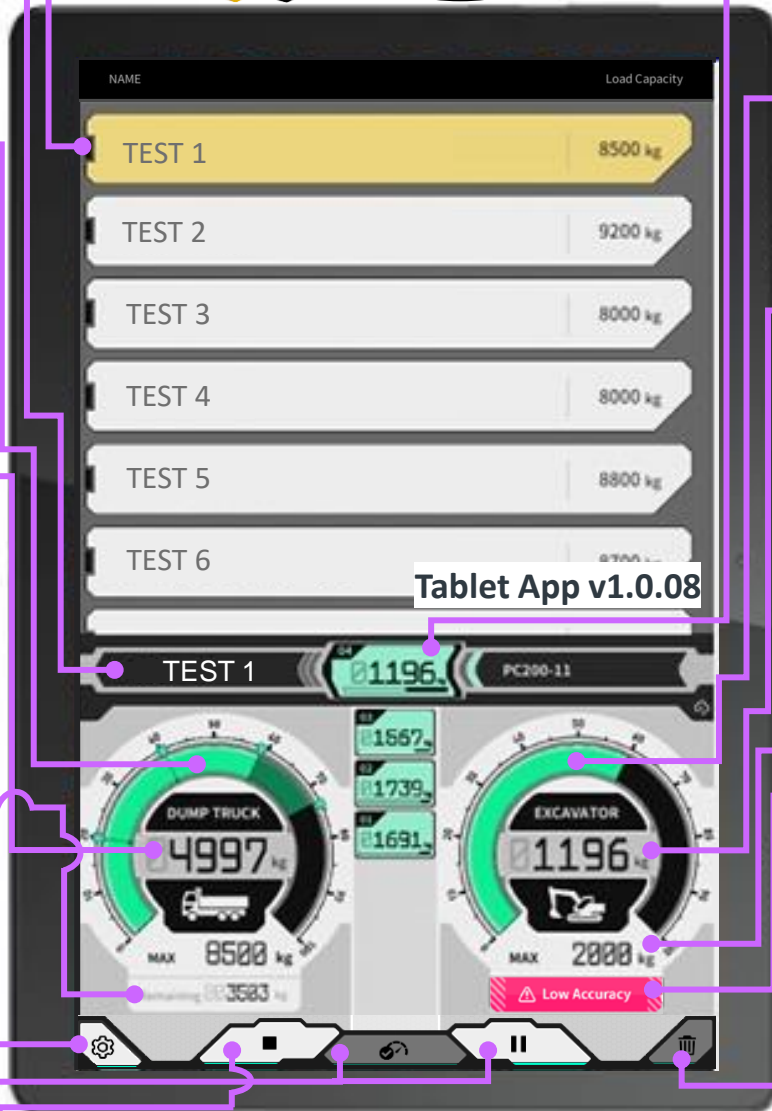
Bucket digging amount

Maximum amount of digging per time is indicated.

Caution

Indicated when loading is inaccurate.

Machine Guidance



Loading start · finish

Button for start/finish of loading.

Loading weight decision button

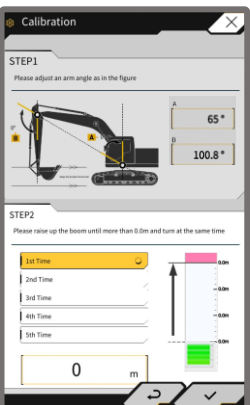
Weight can be determined by pressing a button without a bucket dump.

Loading Pause

Suspend work during loading.

Loading history delete

Delete history during loading.



Smart Construction

