

Smart Construction Pilot Payload UI Change Fix with Arm Height Display Detail of Truck Name



-
- This manual is a guide for payload-related updates in the Pilot app v1.0.11 (UI changes, addition of counting methods, and pop-up display of track information).
 - Please refer to the tablet application manual posted on the support site for information on conventional payload functions.

01

Chapter

Overview

1.1 Overview of Changes



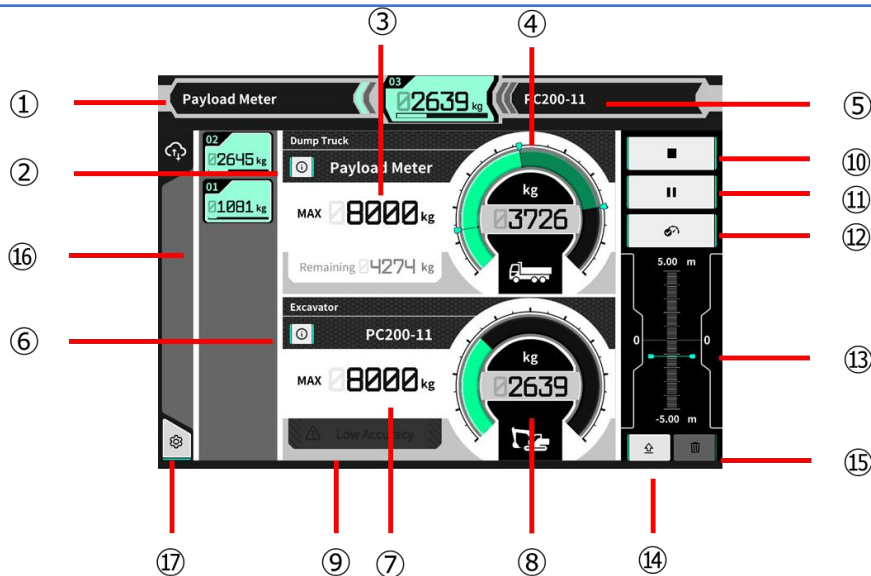
- a. Changed “Load Meter” screen UI
 - The UI has been changed to reflect the addition of new functions.
- b. Added function to fix payload value with arm tip height
- c. Pop-up display of dump truck name and excavator name

02

Chapter

Details

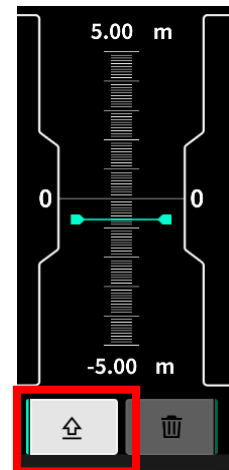
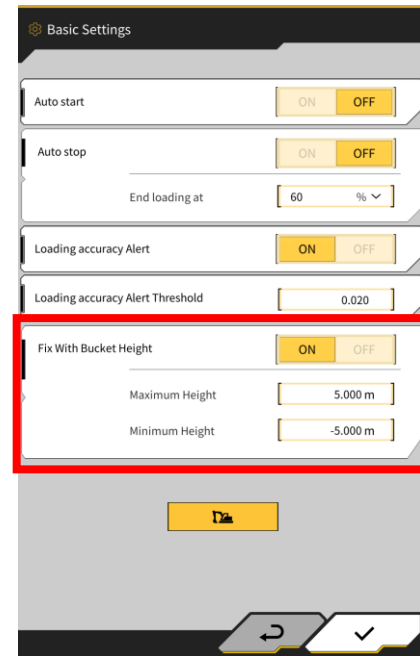
2.1 UI Change of LoadMeter




No.	表示内容
①	Selected truck
②	Selected truck (detail) (new)
③	Maximum load capacity of selected truck
④	Truck load volume displayed in gauge/value
⑤	Construction machine being set (model - type)
⑥	Construction machine being set (model - type) (detail) (new)
⑦	Approximate maximum digging amount of bucket
⑧	Digging weight displayed in gauge/value
⑨	Caution display when loading accuracy seems to be poor
⑩	Loading start/finish button
⑪	Pause button
⑫	Loading result fix button
⑬	Arm height indicator (new)
⑭	Height setting button (new)
⑮	Loading result delete button
⑯	Loading history for each time
⑰	Setting

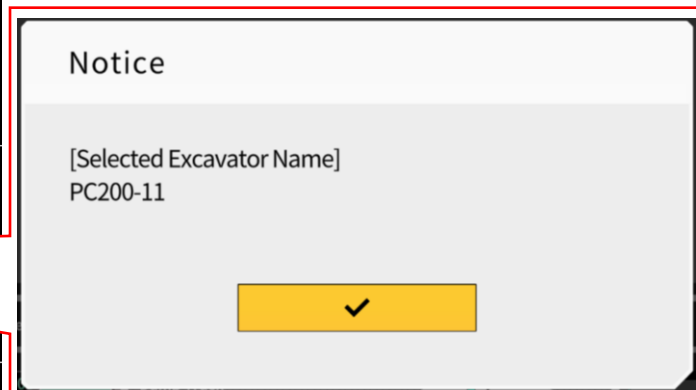
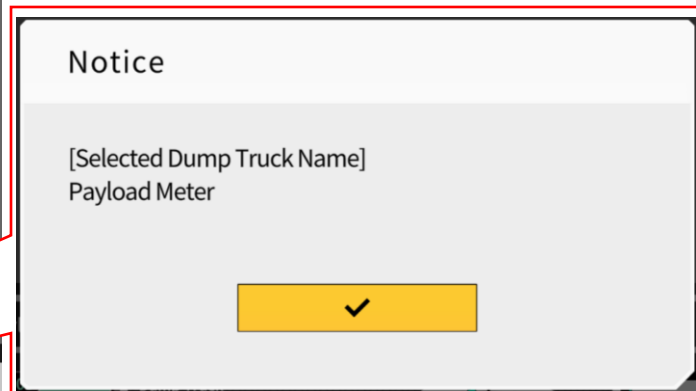
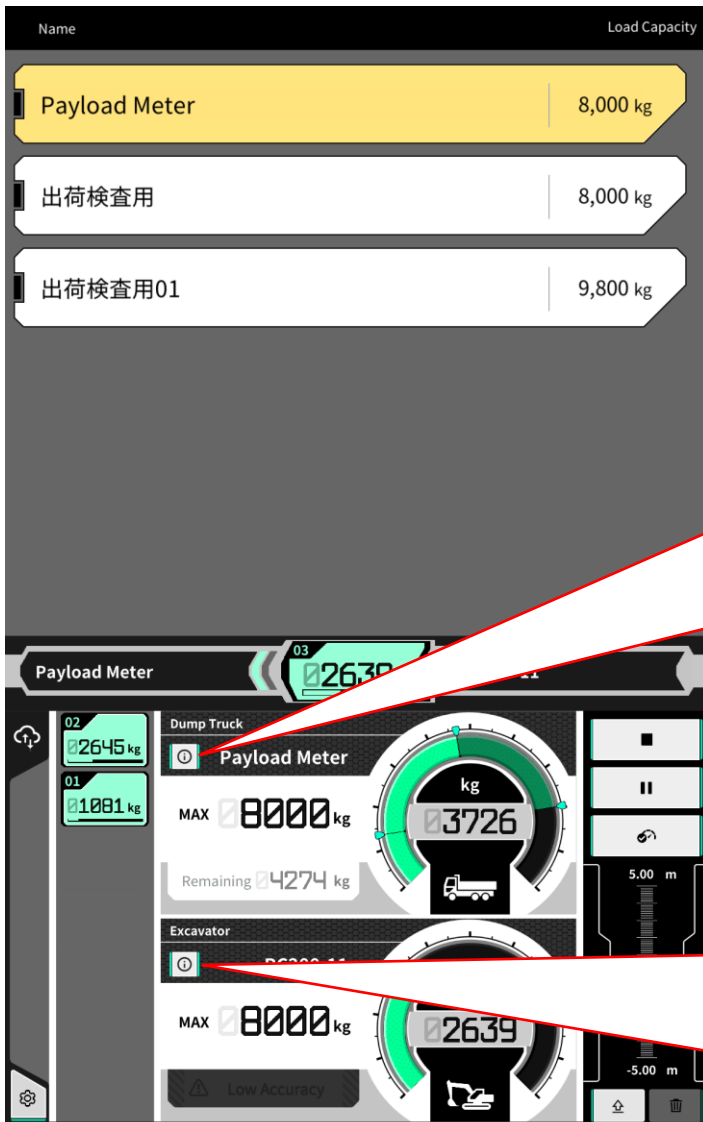
2.2 Fix with Bucket Height

1. Basic Settings > Turn ON
"Fix With Bucket Height"
2. Operate excavator to the bucket height at which you want to fix payload value.
3. Tap the height setting button on the load meter screen
→ The height indicator is set to 0 m
(green bar is the current height)
4. Payload value will be counted when the gauge passes the set height.



2.3 Dump truck/Excavator detail

1. Tap  button next to the dump truck/excavator name on the load meter screen.
2. The name of the currently selected dump truck/excavator is displayed in detail



Contact information



Inquiries about products and defects:

EARTH BRAIN Co., Ltd.

Support site inquiries :

[Europe](#)

[US](#)

[Australia](#)

[Asia](#)